


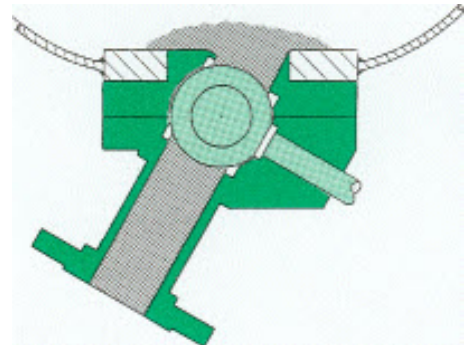
BLACKFIVE ENGINEERING

NEAR FLUSH BALL VALVE FOR BASE OF VESSELS



MAIN FEATURES

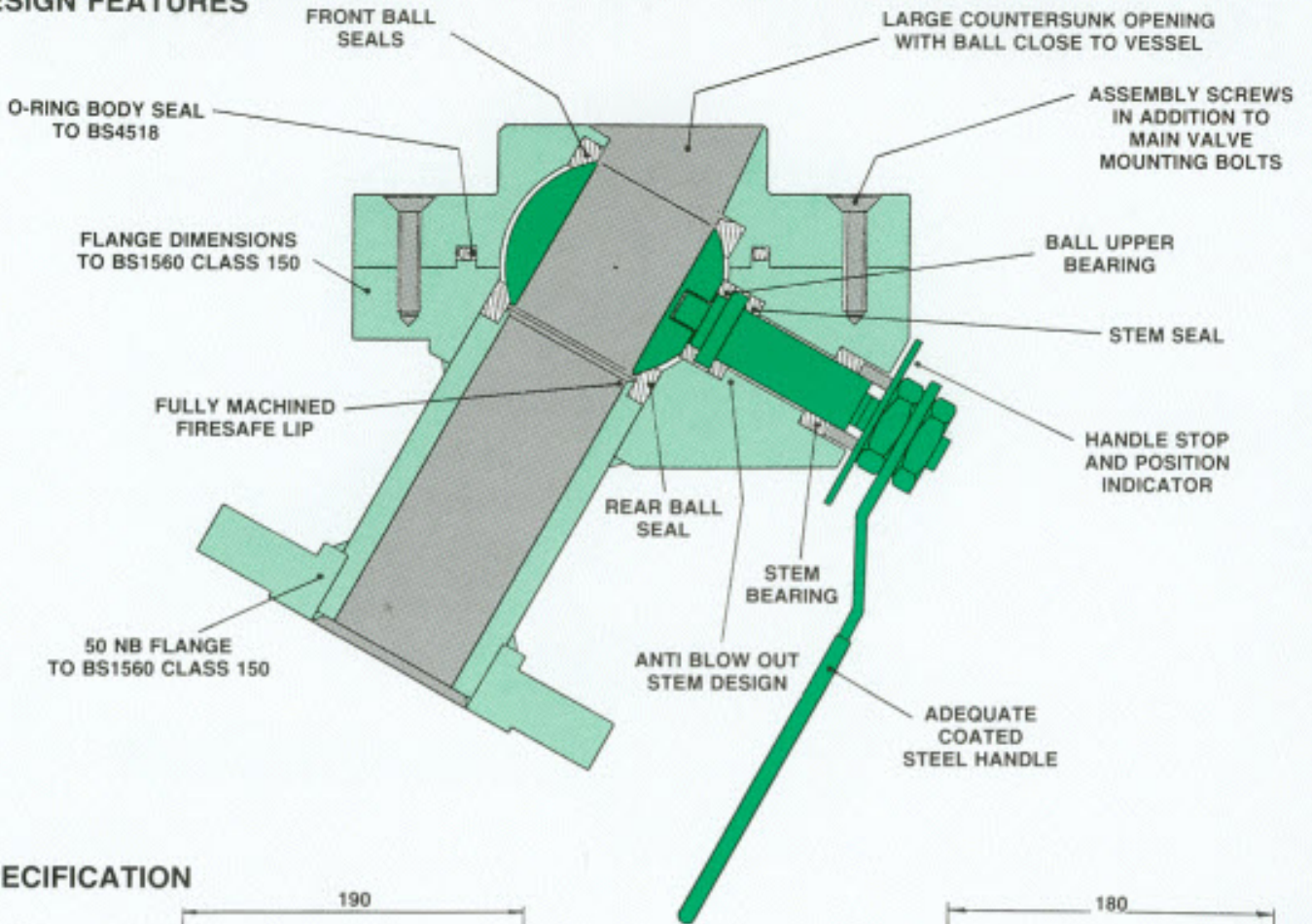
- VALVE MOUNTED DIRECTLY ONTO 3" NB PAD ON BASE OF VESSEL
- BALL OUTLET NEARLY FLUSH WITH BASE OF VESSEL
- COMPLETE DRAINING OF VESSEL AND VALVE
- NOMINAL 2" OUTLET CONNECTION
- CHAMBER AROUND BALL MACHINED SPHERICAL
- ECONOMICAL COST COMPARED TO TRADITIONAL FLUSH VALVES



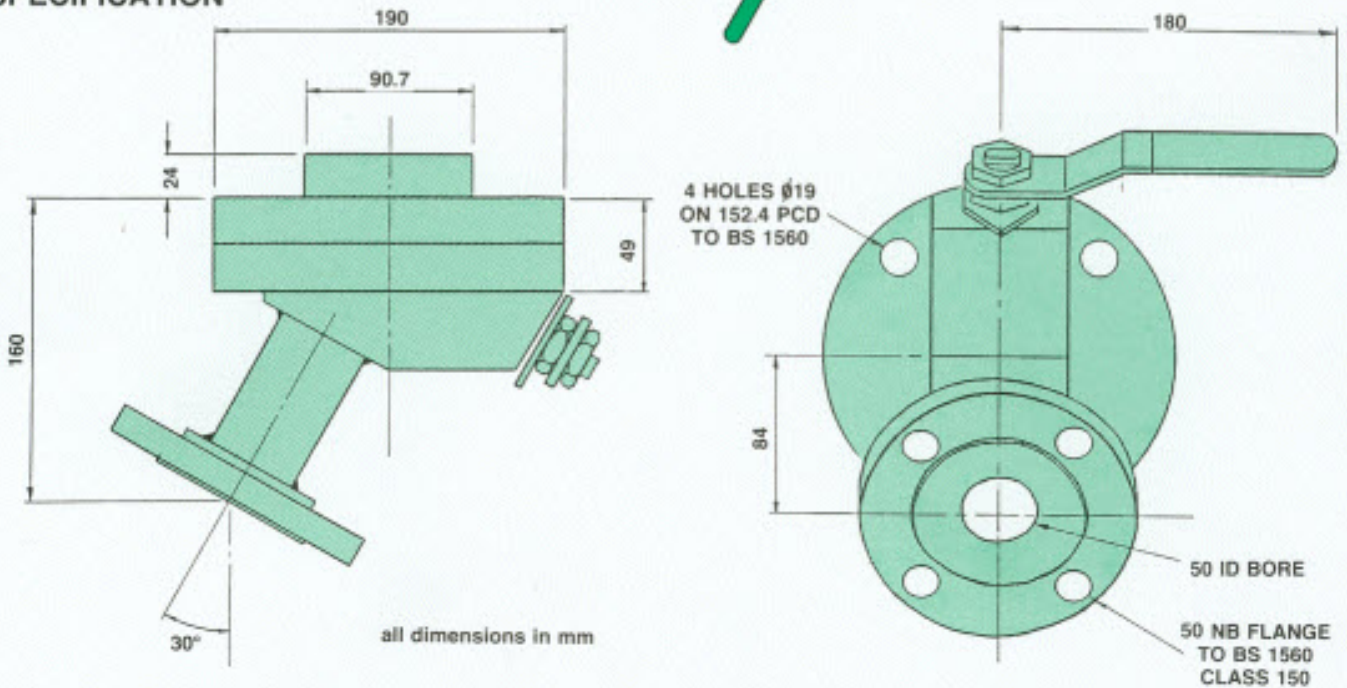
Blackfive Engineering Limited

16 Beeston Court, Manor Park,
Runcorn, Cheshire, WA7 1SS,
Tel + 44 (0)1928 579140
Fax + 44 (0)1928 579514

DESIGN FEATURES



SPECIFICATION



Body Halves	St.St Grade 316
Ball	St.St Grade 316
Stem	St.St Grade 316
Nozzle	St.St Grade 316
Nozzle Flange	St.St Grade 316
Approximate Weight 16 Kg	

Ball Seals	Virgin PTFE
Stem Seals	PTFE/Asbestos
Body Seals	Graphited Asbestos
Handles	Coated Steel
Fasteners	St.St Grade 304
Identity Plate	Aluminium

The above materials are the standards for the valves but we reserve the right to alter the specification and supply a comparable alternative. Information given in this leaflet is made in good faith but does not constitute a guarantee. Due to future developments we reserve the right to alter the dimensions and information contained in this leaflet as required.